



District Report Card: 2017


State: Haryana	District: Hisar
Class: 8	Subject: Language
Schools: 51	Students: 1199


Participation/Coverage


Students

<div>GENDER</div> <div></div>	Boys				Girls			
	Number		%		Number		%	
	587		48.96		612		51.04	

<div>AREA</div> <div></div>	Rural				Urban			
	Number		%		Number		%	
	1059		88.32		140		11.68	

<div>CATEGORY</div> <div></div>	SC		ST		OBC		GEN	
	Number	%	Number	%	Number	%	Number	%
	640	53.38	0	0.00	307	25.60	252	21.02

<div>CWSN</div> <div></div>	LD	VI	HI	S&LD	ID	Oth
	3	0	3	5	5	1

<div>Management</div> <div></div>	Government			Government-aided		
	Number		%	Number		%
	1180		98.42	19		1.58

Average Performance of Students in Language (%)

Overall	Gender		Area		Management		Social Group			
	Male	Female	Rural	Urban	Govt.	Aided	SC	ST	OBC	GEN
58.54	58.10	58.95	58.45	59.19	58.36	69.47	57.03	0.00	58.41	62.51

Performance on Learning Outcomes (LOs)

Learning Outcomes	Description	Average Performance(%)
L813	Read textual/non-textual materials with comprehension and identifies the details, characters, main idea and sequence of ideas and events while reading	58.54

Range of Performance of Students who Answered Correctly							
Below 30%		30% - 50%		50% - 75%		Above 75%	
Number	%	Number	%	Number	%	Number	%
121	10.09	276	23.02	526	43.87	276	23.02

Lowest Performing Learning Outcomes (LOs)

1 - Read textual/non-textual materials with comprehension and identifies the details, characters, main idea and sequence of ideas and events while reading (58.54)